




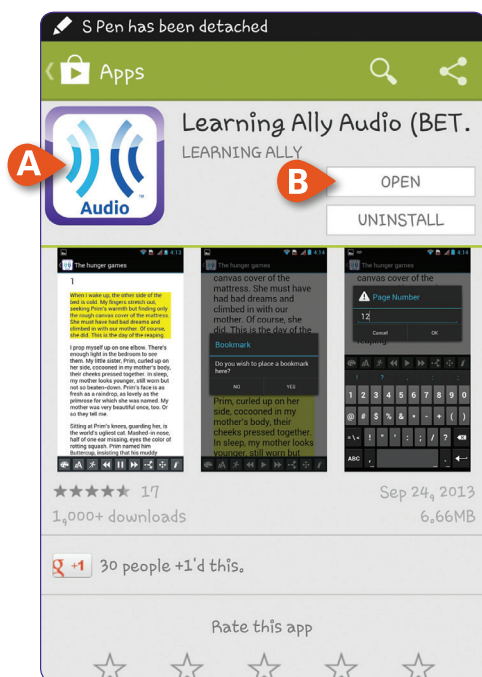
How to Use Learning Ally Audiobooks on Android Devices



Downloading and reading audiobooks from Learning Ally is simple. Just follow these steps and you'll be reading in no time!

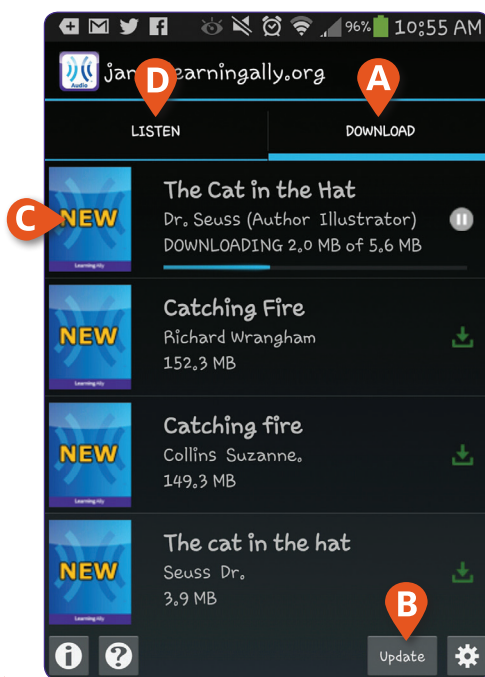
STEP 1: SELECT BOOK

- A. Log into [LEARNINGALLY.ORG](https://learningally.org)
- B. [BROWSE](#) for books, i.e. *The Cat In The Hat*
- C. [ADD](#) books to bookshelf



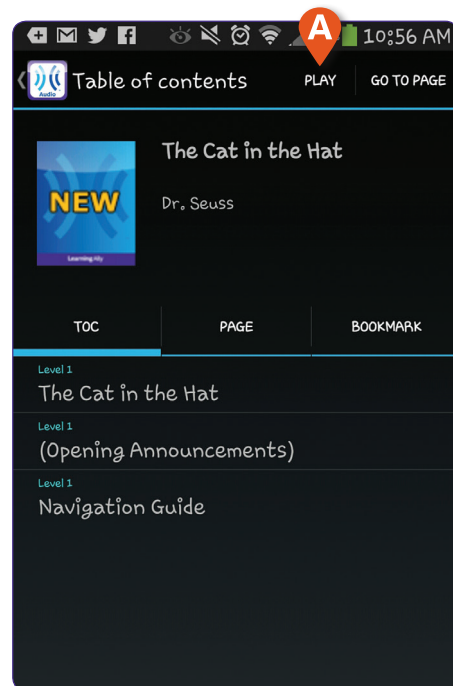
STEP 2: DOWNLOAD APP

- A. Download [LEARNING ALLY AUDIO APP](#) from Google Play store
- B. [OPEN](#) app on your device



STEP 3: DOWNLOAD BOOK

- A. Click [DOWNLOAD](#) tab
- B. Click on [UPDATE](#) to refresh book list
- C. Click on a [BOOK](#) to download to your device
- D. Click [LISTEN](#) tab, click on [BOOK](#) to open



STEP 4: LISTEN AND ENJOY

- A. Click [PLAY](#) to begin listening
- Enjoy learning through listening!

FOR ASSISTANCE, CONTACT CUSTOMER SERVICE
MONDAY THROUGH FRIDAY, 8:30 AM – 8:00 PM ET, 800.221.4792

Listening Tips















A well-designed reading program using Learning Ally audiobooks can help a child with a print-based disability get on track over time.

- 1 Choose audiobooks that your child will like reading.** Enjoyment is critical. In addition, choose audiobooks your child can use for school. You'll create a pleasurable, productive learning experience.
- 2 Make sure your child reads with audiobooks at least three times a week.** Frequent use of audiobooks helps establish a habit of reading with them — and gets students comfortable with reading through listening.
- 3 Encourage your child to stick with it.** It can take from three to six audiobooks for her to feel comfortable reading and learning in this way, but it's worth the effort.
- 4 Read the text and listen at the same time to build reading skills.** We have more than 2,000 VOICEText titles, with included text that's highlighted as it's being read. This builds vocabulary, decoding skills and general reading comprehension, and it helps build an ear for fluency and expression.
- 5 Reinforce the idea that listening is reading.** There's more than one way to read, and listening offers your child real advantages, such as being able to engage with a voice, which boosts emotional involvement and lengthens attention span.
- 6 Read ... and re-read.** By reading a book multiple times, your child builds fluency, reinforces key concepts and comprehends more.
- 7 Give your child specific questions to answer after listening.** Or ask her to predict what will happen next in the story. This trains her to listen with a purpose, and it encourages her to think about and organize what she's read.
- 8 Provide a welcoming reading environment.** Find a quiet place that optimizes listening, with few distractions that interrupt reading and learning.

FOR ASSISTANCE, CONTACT US

MONDAY THROUGH FRIDAY, 8:30 AM – 8:00 PM ET, 800.221.4792

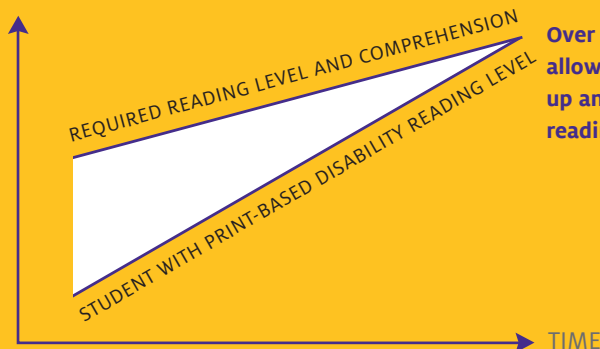
CONTROLS & PREFERENCES

-  Adjust background and highlight colors
-  Adjust font size
-  Adjust audio pitch and speed
-  10-second rewind
-  Rewind
-  Play
-  Pause
-  Fast forward
-  10-second fast forward
-  Jump to page
-  Navigate sections and chapters of the book
-  Bookmarking
-  Shake your phone to start and stop audio
-  Use your headset to control your audio playback
Single push: play/stop
Double pushes: forward
Triple pushes: backward
Earphone plug in/out: stop

Audiobooks fill the gap

Audiobooks provide an essential role in helping students with print-based disabilities “fill the gap” in learning and avoid falling further behind in school. By using information expressed in a different format, a child can learn and grow confident in his capabilities, reinforcing the power of achievement in school and beyond.

READING LEVEL/
GRADE



Over time, audiobooks allow students to catch up and keep with their reading — and learning.